

Compliance monitoring

2016/2017

Environmental Regulation



greater WELLINGTON
REGIONAL COUNCIL
Te Pane Matua Taiao

Key points

- » This year was the second year for implementing GWRC's Strategic Compliance Monitoring Programme.
- » 76% of consents monitored were complying with consent conditions.
- » 6% of consents monitored were assessed as non-compliance, where immediate action is required by consent holder to address non-compliance and potential environmental effects.
- » Three of our activities with a highest level of risk or importance have improved levels of compliance.

What happened in 2016/2017

This year was our second year in implementing our new Strategic Compliance Monitoring Programme. This programme focusses on monitoring consents of greater risk and importance. Every consent that is monitored is rated against the following 'traffic light' system which focusses on compliance outcomes:

	COMPLYING – Well done! No further action required – keep complying with your consent conditions
	MINOR NON-COMPLIANCE – Condition(s) not met / Some action required
	NON-COMPLIANCE – Condition(s) not met / Immediate action required

In total, 1,490 consents were monitored during the year. The compliance ratings for these consents is shown in Figures 1 and 2.

The activities with the greatest rates of non-compliance were non-municipal wastewater, larger water takes (greater than 10 litres/sec) and winery discharges. Conversely activities with high rates of compliance were municipal water supplies and water races.



Landfill inspection in Porirua



Inspection of coastal works in Porirua Harbour

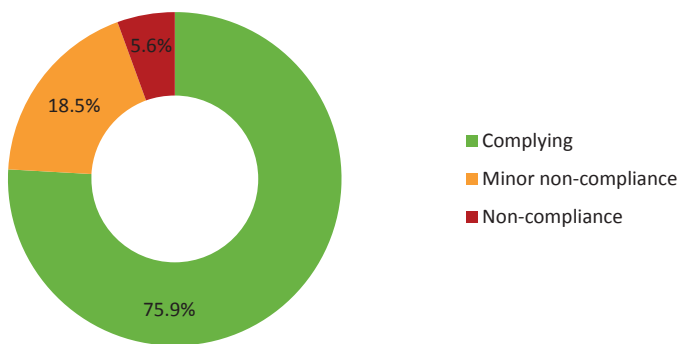


Figure 1: Overall compliance ratings

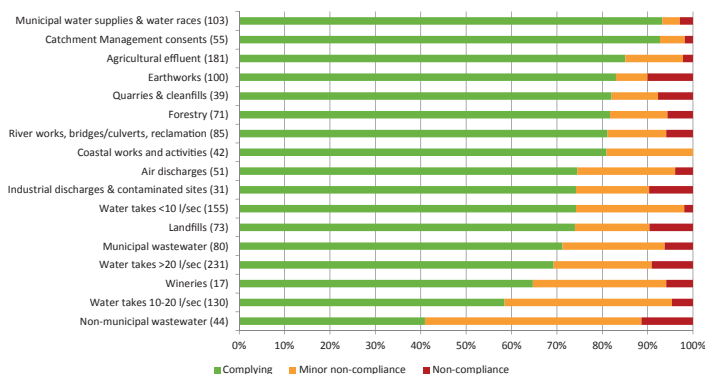


Figure 2: Compliance ratings for activity types



Water take inspection in Kapiti

What's ahead?

An annual review of our Strategic Compliance Monitoring Programme has recently been completed. Over the next year there will be some minor adjustments made to the programme, including looking for further opportunities to reduce/close existing monitoring programmes. This will enable more attention to be given to consents of greater risk and importance.

Compliance trends

As this is the second year of our new Strategic Compliance programme we can start to observe any compliance trends. Figure 3 shows the activities with improved and reduced rates of compliance. Significant rates of improvement in compliance have been observed for municipal water supplies and water races; and coastal works and activities. It is pleasing to see the improvement with municipal activities (wastewater, stormwater and water supplies) and earthworks as these activities are ranked as high in terms of the level risk and importance.

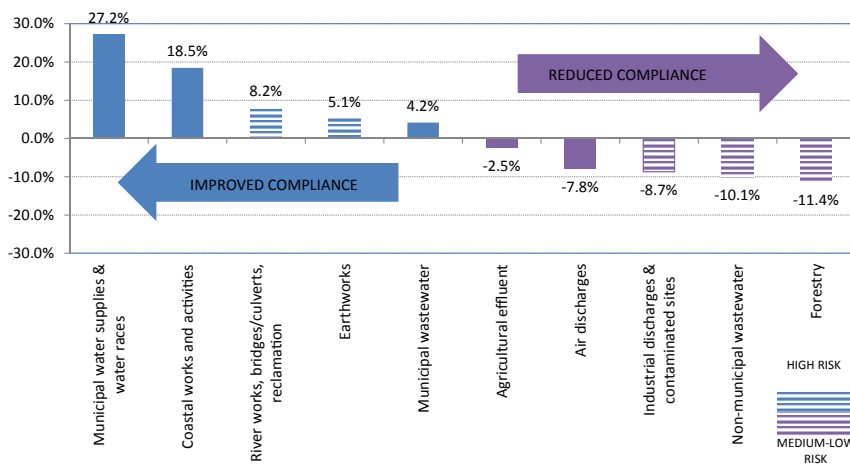


Figure 3: Improved and reduced compliance

For more information on compliance monitoring undertaken by GWRC, contact the Environment Helpdesk on 0800 496 734 or the Wairarapa office on 06 378 2484.

For more information on GWRC's environmental regulation activities, visit our website at www.gw.govt.nz.